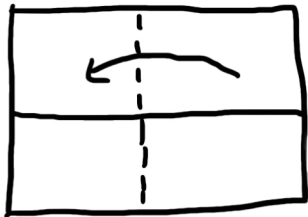
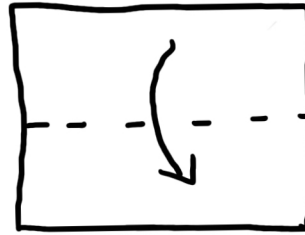


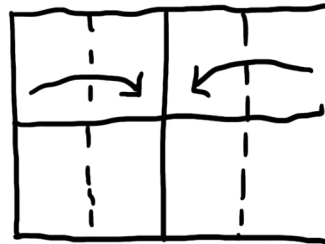
How to fold a zine!



1. Fold it in half lengthways.



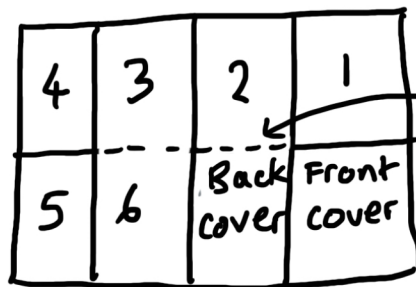
2. Fold in half widthways.




3. Fold each short side into the middle.



4.



Cut here



5. Fold paper in half lengthways again. Hold each end, push them towards one another. This will form a cross shape.

View from above



6. Now bring all the pages together ensuring that your front and back pages are on the outside.

Done!

