

# York Castle Museum

Planning your visit



There are lots of things to

Hear

See

Smell

Touch

at the museum


These pictures tell you more about an area of the museum in this guide:



Quieter area



Some noise



Louder area

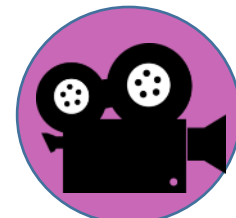
(depending on visitor numbers)



Darker are




Something to smell




Moving images



Something to touch



Stairs going up



Stairs going down

York Castle Museum can be a very busy place, especially in the school holidays; you might have to queue to get in. If you prefer to come at a quieter time, we suggest after 3pm on a weekday in term time or first thing on a Sunday morning.



If we all need to leave the building quickly:

If you hear a loud alarm, either a constant ringing or an intermittent ringing, it means that we all need to leave the building quickly and calmly. Just follow a member of staff or these signs:



People you might meet:



Museum guide



Museum guides on Kirkgate



Learning team



Museum volunteer

If you need help, you, or the person who is with you, can talk to anyone who works in the museum.

Of course, the main thing to remember is to enjoy yourself!



## When you get to the Castle Museum:

Before you go in you might see and hear:

- People coming in and out of the building
- Geese
- Fairground rides in the summer
- Traffic in the car park nearby



When you come into the museum you might have to wait to buy your ticket.

Whilst you are waiting, you might hear:

- People talking
- Phones ringing
- Alarms beeping
- Noises from the gift shop such as people getting excited about what to buy
- Noises from the café such as the coffee machine or the washing up being put away

You might also feel the wind blowing on a windy day



Throughout your visit to the museum, you might hear:



- People's shoes on the different floors – they sound very different on wood, stone flags or the ramps
- Different languages being spoken
- Lots of chatting and laughter when the museum is busy
- Guides using their radios so they can talk to each other – this is often a sudden noise

Remember, you don't have to visit the whole museum, you can just see some of it and come back again to see the rest – it splits nicely into two halves!

There is low lighting in some areas of the museum to help us protect our objects. A camera flash feels quite bright in these areas if someone takes a photo. If you prefer a lighter area, there should be one nearby.



We often have people showing objects to the public and they can be in a number of spaces in the museum. They could be showing anything from armour to baby clothes! There often a chance to touch these objects, but you don't have to if you don't want to.



Remember though, you should always touch the objects gently as we have to help look after them.




There are two sides to the museum: the Female Prison and the Debtors Prison.

Visitors usually go to the Female Prison first, but it doesn't really matter.

You don't have to stop in every area and if you want to leave quickly, just ask a museum guide and they'll show you the quickest way out.


If you go to the Female Prison first you will see the Period Rooms. These are areas where we show what rooms looked like over the past 400 years.








The next gallery is the Toy Stories gallery.





At the far end of the gallery there is a space to play. There are always books out here and usually toys too. There are different toys on different days and you never know what will be there each day!

The next gallery is the Shaping the Body gallery.



This gallery looks at how our body shape has changed over the past 300 years and thinks about costume, food and lifestyle. There are also a lot of shoes on display.



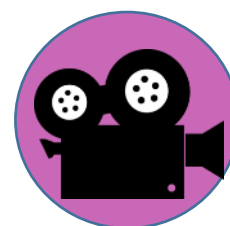
The gallery is a bit noisy as there is a catwalk when you go down the stairs with the sounds of photographers and others chatting and calling out.



There are some costumes here you can try on if you want to.



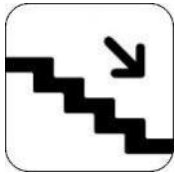
Round the edge of the gallery are costumes from the past, heading right up to the present day. You can also see people on screens talking about why their clothes are important to their identity if you head to the left hand side at the end of the gallery.








Head up the stairs to the kitchen area. Here you can see reproduction hearths and kitchens including this one.

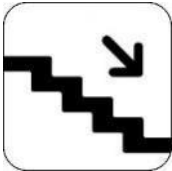


The next area is all about our lifestyles and how they have changed and affected our bodies.

You can listen to people from 150 years ago comparing their jobs to the same jobs today. These look like they are portraits, but they move.



Also in this space you can see exercise equipment and bicycles from the past.



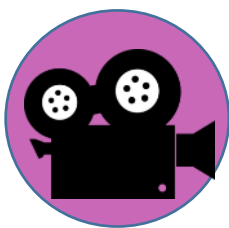
The next gallery is a little different – it's our Victorian Street, Kirkgate. It's not a real street, but one that looks a bit like York would have done 150 years ago. There are a lot of shops here – you can even go in some of them and there should also be a guide or two dressed like the Victorians would have been.



Kirkgate is cobbled, so feels a bit different to walk on.

There are toilets here too, should you need them.

When you go onto Kirkgate, there are several areas to explore and it doesn't matter which way you go. Some areas are darker than others and the light level changes on the street itself to make it feel like it is going from day to night and back again. This change in light doesn't last too long, but if you prefer it lighter, head to the end of Kirkgate where there is a pretend tree as the light doesn't change there.



There is also a soundtrack playing on Kirkgate are you can hear what daily life would have sounded like for the Victorians, so there are the sounds of horses, music, talking, birds, carriages, thunder, rain and church bells amongst other things! It can be a little noisy at times, but there are quieter parts too.




Some parts of Kirkage have smells in them so people know what Victorian York might have smelt like!

The other noise you might hear is if a museum guide chooses to play the street piano – it's a wonderful sound but is quite loud if you stand too close!







The largest objects on Kirkgate are carriages and one even has a pretend horse and driver!

The end of Kirkgate is usually a quieter space but you can still hear the clocks ticking and chiming in the clock shop.



There are three automata machines here that do different things if you put money in them. One is silent, but the others make a quiet noise with bells – they all have moving parts inside, though so they show different things happening, like firemen at work.

There's a tree here too – but it's not real!



You've reached the end of the Female Prison and need to walk through the gift shop to get to the Debtors' Prison to see the rest of the museum. There is a café near the shop too, so if you want to stop and buy something to eat or drink, you can, but you can't eat your own food here. If you have brought your own lunch with you, there is plenty of space outside to eat.

There are also toilets nearby – just follow the signs or ask a guide and they'll show you how to find them.







If you want to go to the rest of the museum head through the shop and up the stairs.



When you go into the Debtors' prison, the first gallery you come to is the World War One gallery.

There is a lift to use instead of the stairs if you prefer. Just go to Level 1.

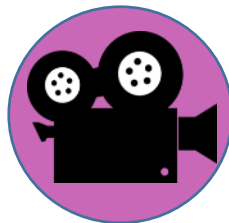






This area looks at what York was in the early 1900s.

The next space is meant to look like you are going on a train



This space shows films of troops going to war.

The next space is meant to look like a trench from the First World War



It goes on to show what was happening in other parts of the world too.





At the end of the space you turn left.




This area looks at the end of the war.



The next space is a quiet space for people to sit and think.



The exhibition ends by showing what has changed because of the war. There is a film in here but if you don't want to watch it you can pass through quickly.



Follow the corridor and you go outside to the Exercise Yard and Mill Area – good spots for lunch!



Go through the door at the end of the exercise yard into the 60s gallery






After the 60s gallery is the Prison Exhibition.

It's dark in there and can be quite noisy. If you'd rather not go in, just go back the way you came, but rather than going upstairs, just go through the rope (or ask a guide for help)

In some parts of the prison there are films showing which might start suddenly.





At the end of the prison it does get lighter and quieter.



After the prison you come out by the toilets and leave through the gift shop.

Hope you enjoy your visit and if we can do anything to help you, just ask!