

York Castle Museum

KS1 Toys Trail

This Gallery trail explores the following galleries:

In the First section of the Museum:

The Victorian Parlour and Moorland Cottage
Toy Stories Gallery
Kirkgate

National Curriculum links:

History:

They should ask and answer questions, choosing and using parts of stories and other sources to show that they know and understand key features of events. They should understand some of the ways in which we find out about the past and identify different ways in which it is represented.

Pupils should be taught about changes within living memory. Where appropriate, these should be used to reveal aspects of change in national life

York Castle Museum

My Name.....

Toys Trail

Look at the toys in the **Moorland Cottage**.



How many toys can you find?

What are all these toys made from?



.....

Look in the **Victorian Parlour**.

What sort of toy can you find in here?



.....

How is it different from the same sort of toy in the **Moorland Cottage**?



.....

.....

Look in the **Toy Stories** gallery

What is the carousel made from?



.....

Look in the 1950s room.

What was this toy made to celebrate?



The

Q _ _ _ _ _ ' _

C _ _ _ _ _ _ _ _ _ _

in 1953

Look in the bedroom display.

What is the 'Magic Robot'?



.....

Which of these toys is old and which is new?




This toy is _____



This toy is _____

Look in the 'That's his' display

What colour is the hidden train carriage?



.....

Look in the 'That's hers' display

Here are two carpet cleaners.



What differences can you see
between them?




.....

.....

.....

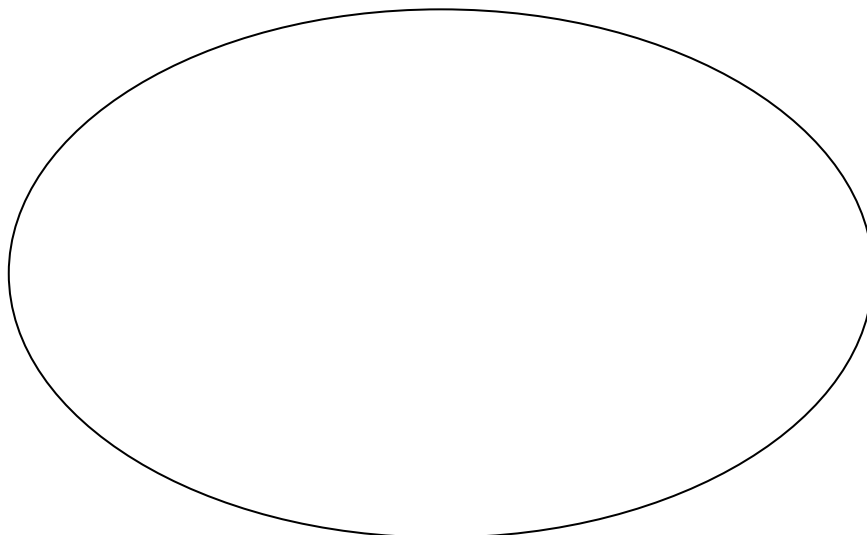
Draw your favourite toy in the gallery.



Look in the **Victorian Street** at the **toy shop**.



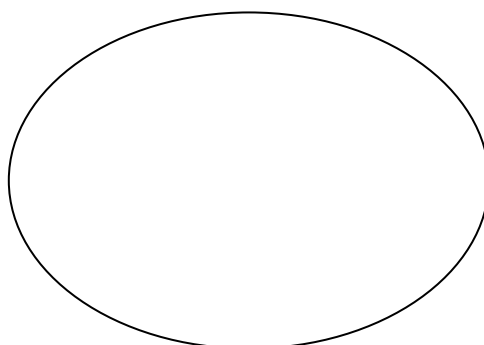
Draw the **biggest** toy you can see.



What is it?.....



Draw the **smallest** toy you can see.



What is it?.....

Think about all the toys you may have seen.
Match the pictures to the words.



Doll



Skittles



Battery

Pull



Plastic



Clockwork

Wood

